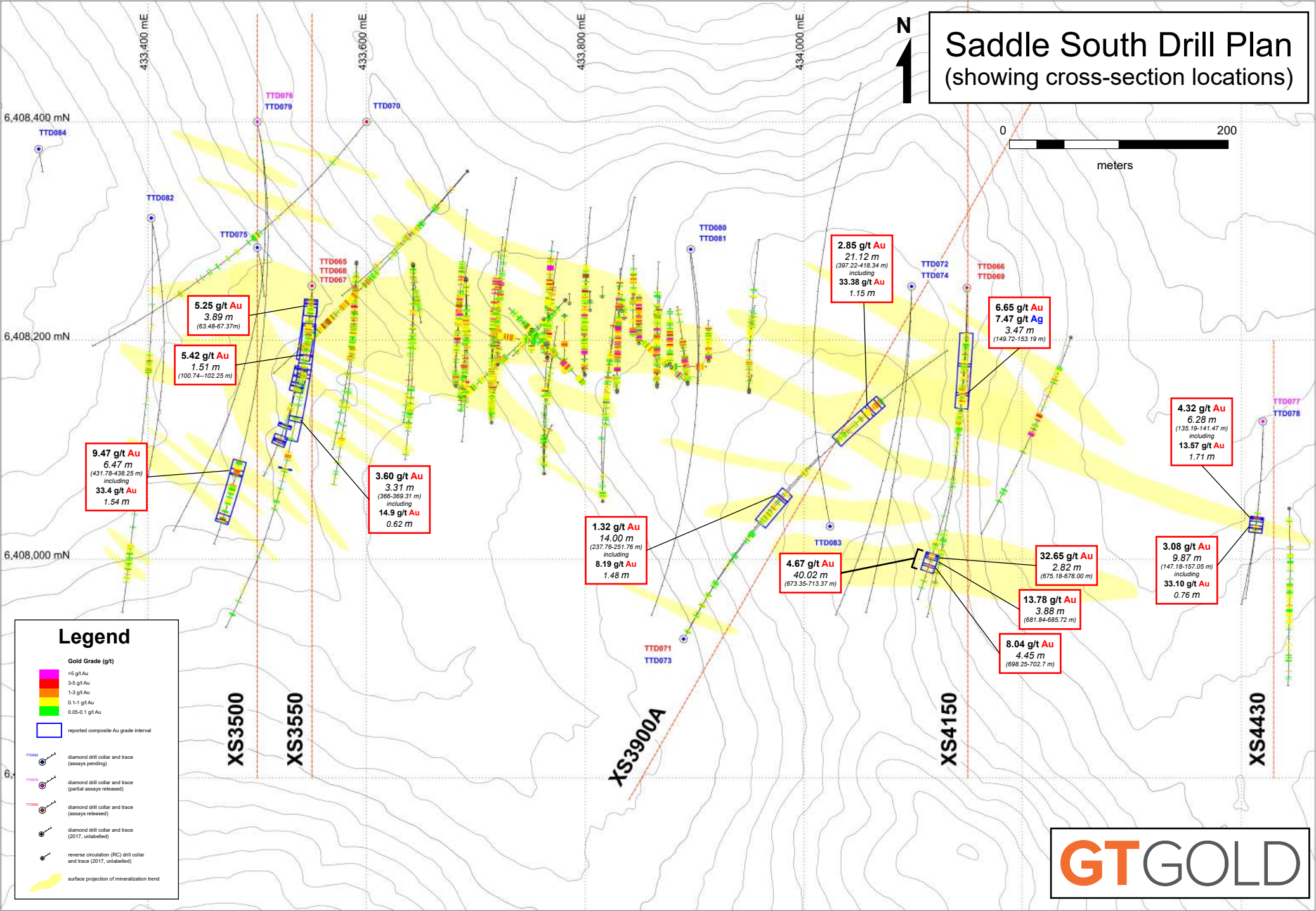


# Saddle South Drill Plan (showing cross-section locations)

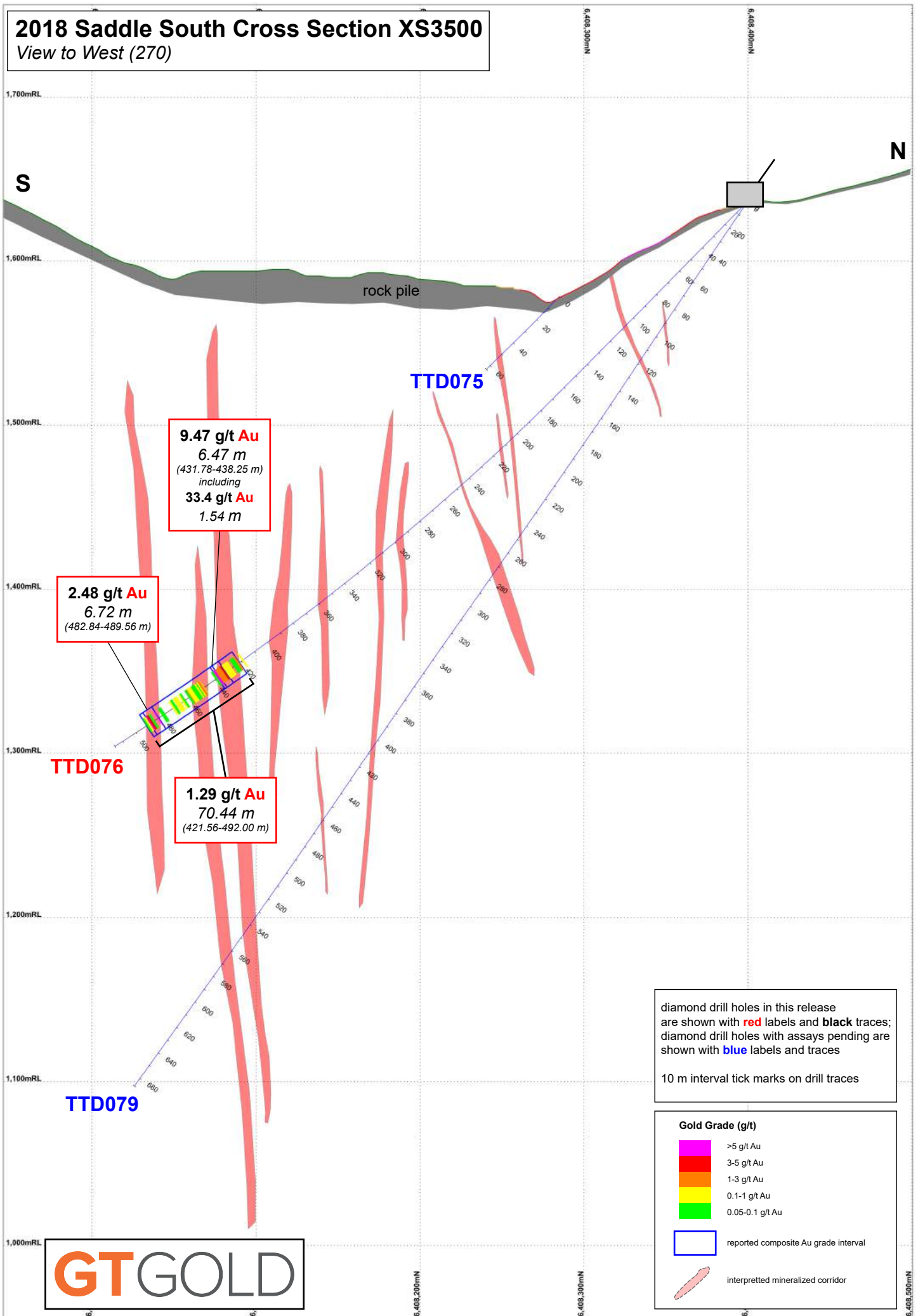


## Legend

- Gold Grade (g/t)**
- >5 g/t Au
  - 3-5 g/t Au
  - 1-3 g/t Au
  - 0.1-1 g/t Au
  - 0.05-0.1 g/t Au
- reported composite Au grade interval
- TTD082 diamond drill collar and trace (assays pending)
  - TTD075 diamond drill collar and trace (partial assays released)
  - TTD065 diamond drill collar and trace (assays released)
  - diamond drill collar and trace (2017, unlabelled)
  - reverse circulation (RC) drill collar and trace (2017, unlabelled)
  - surface projection of mineralization trend

# 2018 Saddle South Cross Section XS3500

View to West (270)



diamond drill holes in this release are shown with **red** labels and **black** traces; diamond drill holes with assays pending are shown with **blue** labels and traces

10 m interval tick marks on drill traces

**Gold Grade (g/t)**

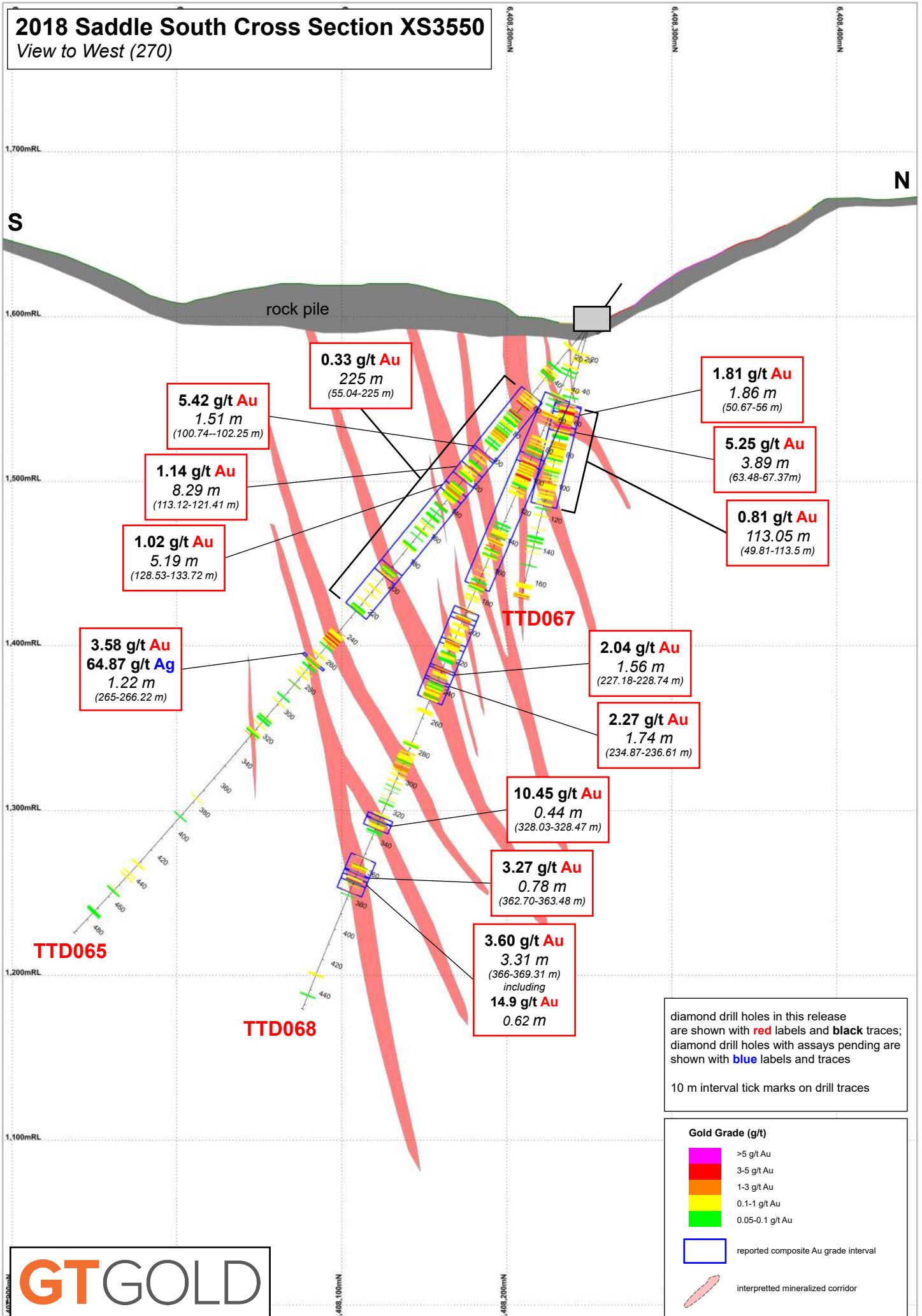
- >5 g/t Au
- 3-5 g/t Au
- 1-3 g/t Au
- 0.1-1 g/t Au
- 0.05-0.1 g/t Au

reported composite Au grade interval

interpreted mineralized corridor

# 2018 Saddle South Cross Section XS3550

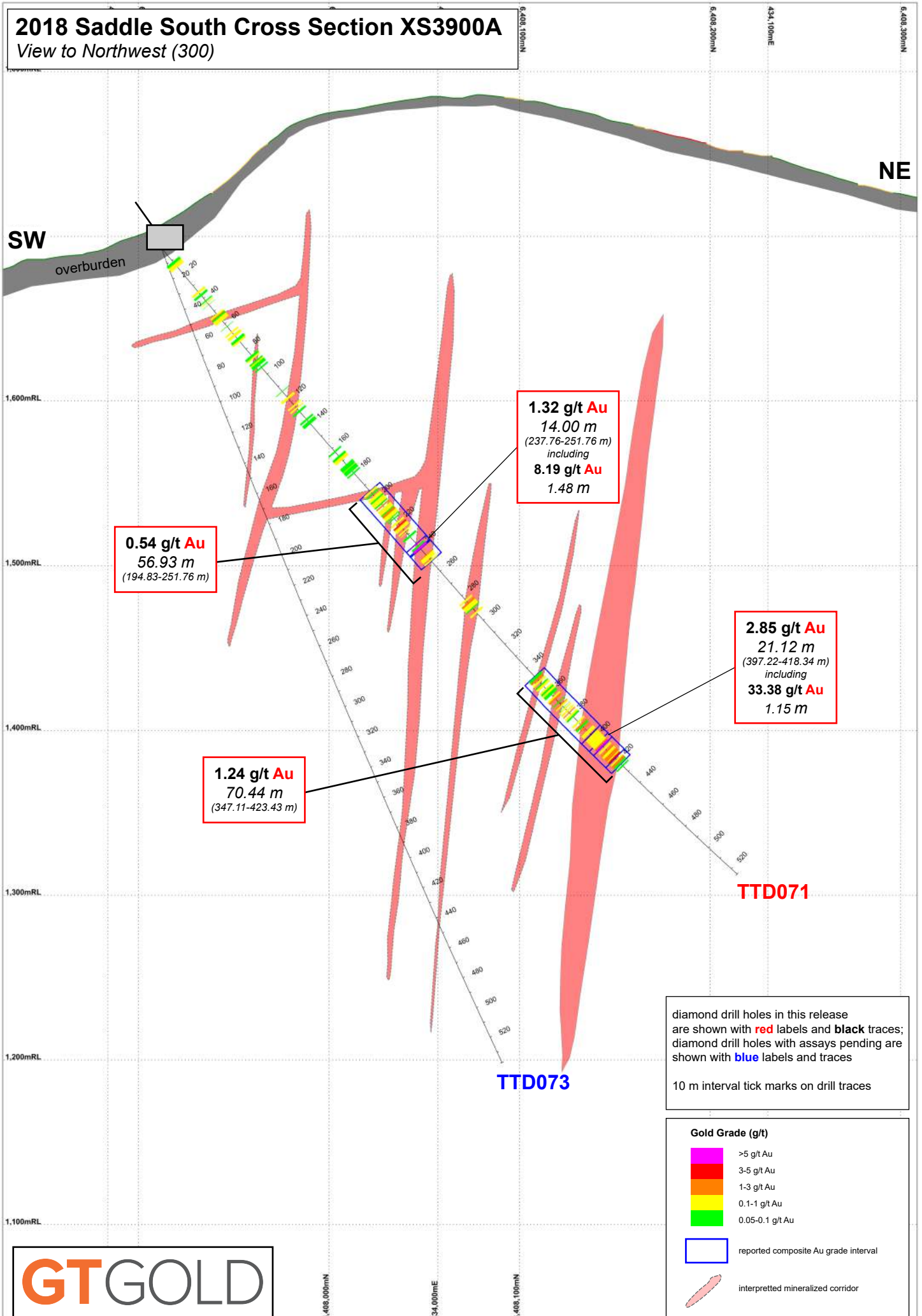
View to West (270)



Drill Hole	Grade (g/t)	Interval (m)
TTD065	3.58 g/t Au 64.87 g/t Ag	1.22 m (265-266.22 m)
TTD065	1.02 g/t Au	5.19 m (128.53-133.72 m)
TTD065	1.14 g/t Au	8.29 m (113.12-121.41 m)
TTD065	5.42 g/t Au	1.51 m (100.74-102.25 m)
TTD067	0.33 g/t Au	225 m (55.04-225 m)
TTD067	2.04 g/t Au	1.56 m (227.18-228.74 m)
TTD067	2.27 g/t Au	1.74 m (234.87-236.61 m)
TTD067	10.45 g/t Au	0.44 m (328.03-328.47 m)
TTD067	3.27 g/t Au	0.78 m (362.70-363.48 m)
TTD067	3.60 g/t Au	3.31 m (366-369.31 m) including 14.9 g/t Au (0.62 m)
TTD068	1.81 g/t Au	1.86 m (50.67-56 m)
TTD068	5.25 g/t Au	3.89 m (63.48-67.37m)
TTD068	0.81 g/t Au	113.05 m (49.81-113.5 m)

# 2018 Saddle South Cross Section XS3900A

View to Northwest (300)



diamond drill holes in this release are shown with **red** labels and **black** traces; diamond drill holes with assays pending are shown with **blue** labels and traces

10 m interval tick marks on drill traces

**Gold Grade (g/t)**

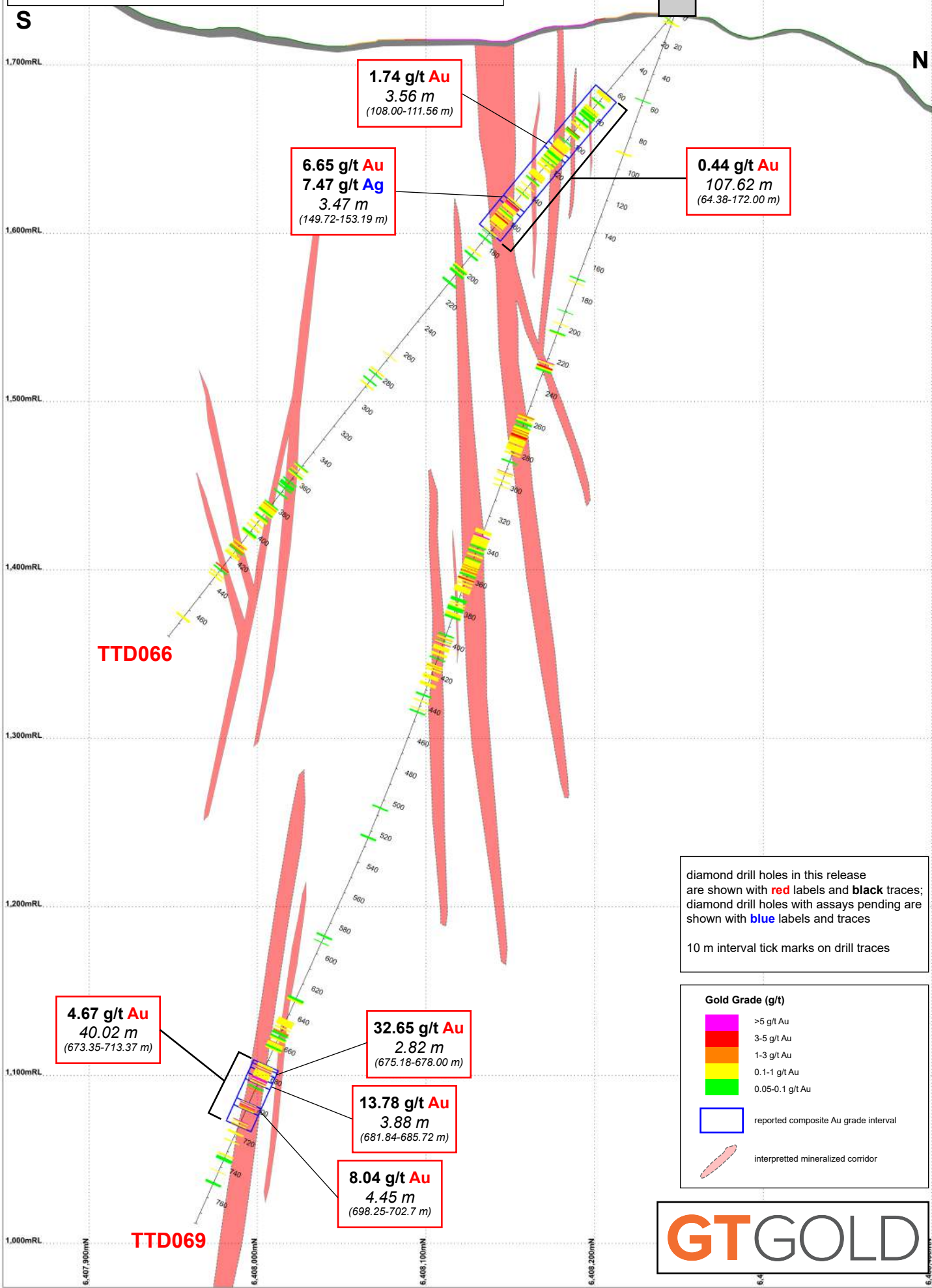
- >5 g/t Au
- 3-5 g/t Au
- 1-3 g/t Au
- 0.1-1 g/t Au
- 0.05-0.1 g/t Au

reported composite Au grade interval

interpreted mineralized corridor

# 2018 Saddle South Cross Section XS4150

View to West (270)



**1.74 g/t Au**  
3.56 m  
(108.00-111.56 m)

**6.65 g/t Au**  
**7.47 g/t Ag**  
3.47 m  
(149.72-153.19 m)

**0.44 g/t Au**  
107.62 m  
(64.38-172.00 m)

**TTD066**

**4.67 g/t Au**  
40.02 m  
(673.35-713.37 m)

**32.65 g/t Au**  
2.82 m  
(675.18-678.00 m)

**13.78 g/t Au**  
3.88 m  
(681.84-685.72 m)

**8.04 g/t Au**  
4.45 m  
(698.25-702.7 m)

**TTD069**

diamond drill holes in this release are shown with **red** labels and **black** traces; diamond drill holes with assays pending are shown with **blue** labels and traces

10 m interval tick marks on drill traces

**Gold Grade (g/t)**

- >5 g/t Au
- 3-5 g/t Au
- 1-3 g/t Au
- 0.1-1 g/t Au
- 0.05-0.1 g/t Au

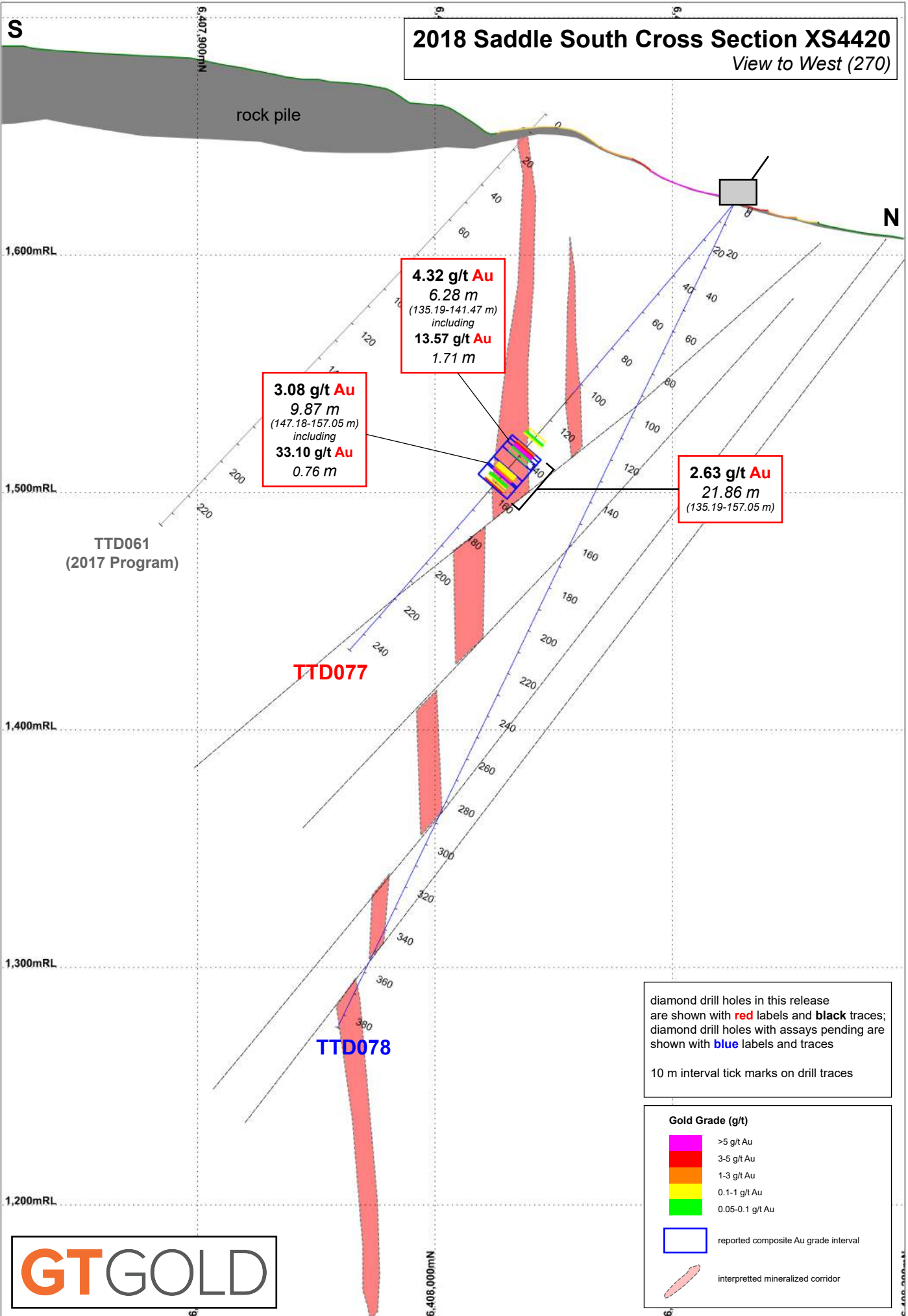
reported composite Au grade interval

interpreted mineralized corridor



# 2018 Saddle South Cross Section XS4420

View to West (270)



diamond drill holes in this release are shown with **red** labels and **black** traces; diamond drill holes with assays pending are shown with **blue** labels and traces

10 m interval tick marks on drill traces

**Gold Grade (g/t)**

- >5 g/t Au
- 3-5 g/t Au
- 1-3 g/t Au
- 0.1-1 g/t Au
- 0.05-0.1 g/t Au

reported composite Au grade interval

interpreted mineralized corridor



C-100-000000-N